


Two/Four Channel Motor Controller

How to Learn a New Remote

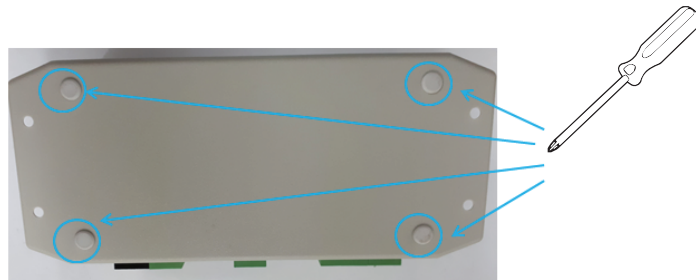


What you need




Procedure

Step 1: Open the enclosure of the Motor Controller.



Step 2: Press the "LRN" button on the square circuit board.

*A red light will then flash steadily



Step 3: While on CH 1, Press "Open" (or up on the slimline) on the new remote.



If the remote has been successfully learned, the red light will flash rapidly for 0.5 seconds

Note. The learning mode on the Receiver times out after 30 seconds