

WARRANTY STATEMENT

Proof of Purchase

This warranty is only valid to the original purchaser and is not transferable. Please keep your receipt for warranty purposes, please present your receipt when claiming warranty as proof of purchase date.

Warranty

This product is warranted to be free from any defects for a period of 12 months (one year) from the date of purchase, any defects that may occur will be repaired or replaced.

Warranty Procedure

Please return the faulty product with a valid proof of purchase to the original place of purchase. The customer is responsible for freight, postage and packing costs when claiming warranty.

Exclusions

This warranty does not cover batteries, misuse, packaging, general wear and tear, power surges, lightning strikes, floods, incorrect installation, damage due to lack of care, modifications or repair by unauthorised persons.

Resellers stamp here:

TecHome

33 Perrin Drive
Underwood, QLD 4119
Phone: (07) 3297 9797 Fax: (07) 3297 9737
info@techome.com.au www.techome.com.au





LINEAR ACTUATOR



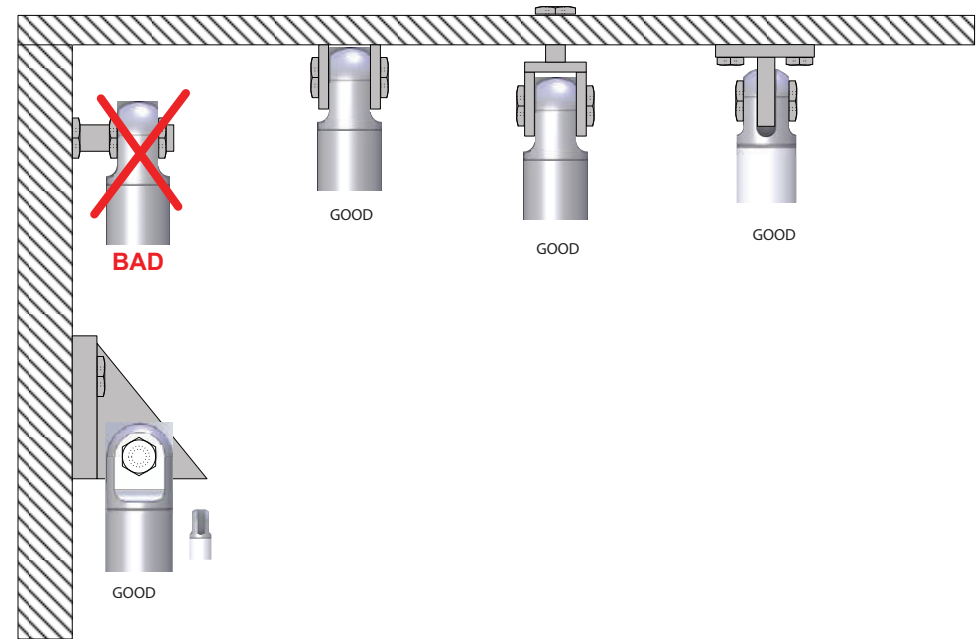
Instruction and Installation Manual



LINEAR ACTUATOR WIRING DIAGRAM



ACTUATOR MOUNTING OPTIONS



POWER SUPPLY

The power supply required will depend on the actuator being used. Please read the label on the actuator for recommended voltage.

FUSE

It is recommended that an inline fuse be fitted. Please use a fuse smaller than the Max current stated on the actuator label.

SWITCH

Using a three-position switch (on/off/on) will allow you to move the actuator in, stop (middle position) and out. Ensure the switch current rating is bigger than the Max current stated on the actuator label.