

ANT-45

ANT45

The Antuator range is TecHome's slimmest and attractive set of actuators. The ANT45 is a 45mm in diameter actuator, perfect for hatches and windows that require up to 380kg pushing power.



General Features

Voltage of motor	12V DC, 24V DC
Diameter	45mm
Maximum load	380kg in push
Maximum load	380kg in pull
Maximum speed	72.0mm/s
Max Stroke Length	500mm

**CALL US NOW ON:
+61 (0)7 3297 9797**

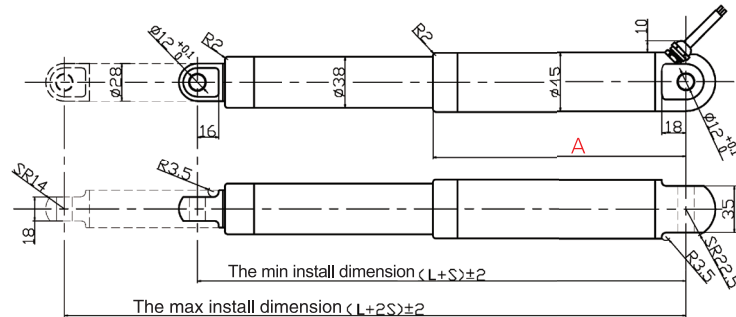


MOTION AND AUTOMATION

P: +61 (0)7 3297 9797

E: info@techome.com.au W: www.techome.com.au

DATA SHEET 1



ANT-45 Dimensional Drawing (mm)

Standard means without any additional function(Over current protection,hall sensor,limit switch)

The dimensional tolerance not shown in the drawing can refer to ISO2768-mk

Voltage(V)	12 24	No-load current(A)	≤ 1 ≤ 0.5	Load current(A)	≤ 10 ≤ 5
Max. Power(W)	150	Material of outer tube	316 stainless steel	Material of lead screw	Trapezoid,Steel
Material of piston rod	316 stainless steel	Material of the nut	Copper/Plastic	Working duty(S2)	Work 2 minutes and rest 18 minutes
Life time(cycles)	10k	Protection Class	IP66	Noise on load (dB)	75
Operating temperature(°C)	-20~60	Storage temperature(°C)	-40~70	Certification	CE
Backlash (mm)	0.5-1	Colour	Silver	Wire length(m)	1.5
Wire connection	Bare wire 4 pins connector 6 pins connector	End mounting	O type		

ANT-45[mm] Min. Install dimension	[mm]	Standard	Hall sensor	Over current protection
	L+S	248+S	268+S	268+S
	A	170.5	190.5	190.5

DATA SHEET 2

ANT-45 Technical data

Max load(N)	300	600	1000	1600	2600	3800
Self-locking force(N)	450	900	1500	2400	3900	5700
No-load speed(mm/s)	72	38.4	25.6	17.6	8.8	6.4
Load speed(mm/s)	45	24	16	11	5.5	4

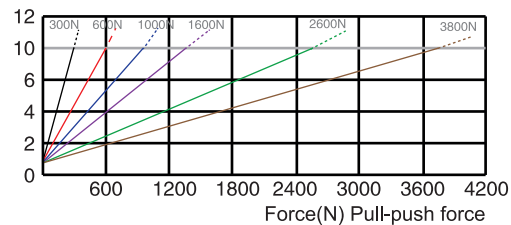
Standard stroke								Special stroke	
Stroke(mm)	50	100	150	200	250	300	350	400	Customized
Weight (kg)	1.8	2	2.2	2.4	2.6	2.8	3	3.2	

The min stroke:10mm
 The max stroke:500mm
 Precision:±2 mm

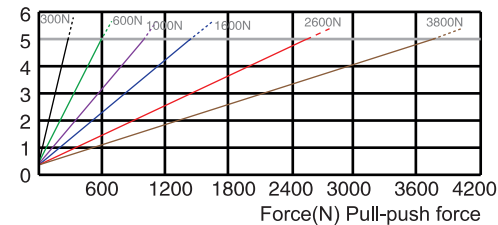
ANT-45 CURVE

Accuracy of speed or current :
 ±10%, in general, applications
 in the dashed are not recommended.

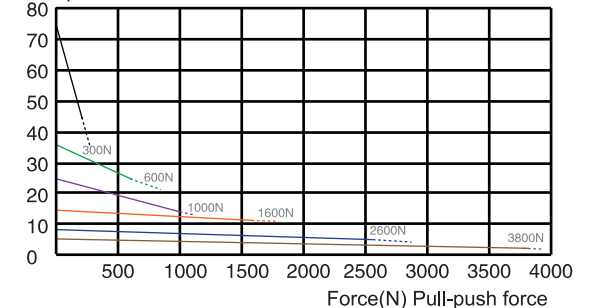
CURVE(Force/ current)
 Current (12V)



CURVE(Force/ current)
 Current (24V)



CURVE(Speed/force)
 Speed (mm/s)



ORDER KEY



① ② ③ ④ ⑤ ⑥ ⑦ ⑧ ⑨ ⑩ ⑪ ⑫
ANT - □ □ □ - □ - □ □ - □ □ □ □ - □ □ - □ □ □ / □ □ □ - □ - □ - □

- ① **Brand:** ANT=ANTUATOR
- ② **Diameter:** 16=16mm; 26=26mm; 35=35mm; 38=38mm; 45=45mm; 52=52mm
- ③ **Out tube material:** S=powder coated steel; AL=aluminum; S/S=stainless steel
- ④ **Options:** L=low noise, N=Normal
- ⑤ **Input voltage:** 12=12VDC; 24=24VDC
- ⑥ **Max Load:** XXXX=N (See Data Sheet 2)
- ⑦ **Load speed:** XX=mm/s (See Data Sheet 2)
- ⑧ **Stroke:** XXXmm (See Data Sheet 2)
- ⑨ **Min. Install dimension:** XXXmm (See Data Sheet 1)
- ⑩ **Color:** B=Black; S=Silver; C=Customized
- ⑪ **Optional functions:** C=over current protection; H=hall sensor; LS=limit switch; N=none
- ⑫ **Protection Class:** W=IP67M, N=IP66

Send this order form to info@techome.com.au or call us +61 (0)7 3297 9797